

2019



ASBK.COM.AU f t i y

## Official ASBK Test : Phillip Island : February 2 & 3

### YMI SUPERSPORT 300 / YMF R3 CUP

#### Practice 7

Date: 03/02/19  
Event: P26  
Weather: Sunny - Temp: 25.3C  
Track: Dry - Temp: 55.0C

Started at: 13:25:17  
Laps: 25 Min  
Starters: 21  
Printed at: 13:56

### CLASSIFICATION

Pos	No	Name	Machine	Fastest Lap	On Lap	Behind Prev	Behind Leader	Top Speed
1	27	Max STAUFFER (NSW) / Yamaha / Shark Leathers / KYT Helmets / YRD / Chris Watson M-cycles	Yamaha R3 321	1:49.829	4 of 13			180
2	81	Senna AGIUS (NSW)	Kawasaki Ninja 400	1:50.320	8 of 13	.491	.491	187
3	68	Luke POWER (VIC) / RTR / HPC Coatings / Graeme Williams Eng. / Traction Control Susp.	Yamaha R3 321	1:50.654	4 of 10	.334	.825	188
4	10	Callum O'BRIEN (WA) / BC Performance / Kawasaki	Kawasaki Ninja 400	1:50.725	11 of 11	.071	.896	195
5	44	Tom BRAMICH (VIC) (NOT OFFICIAL)	Kawasaki Ninja 400	1:50.733	7 of 9	.008	.904	188
6	72	Ben BAKER (NSW)	Yamaha R3 321	1:51.460	6 of 13	.727	1.631	185
7	97	Peter NERLICH (VIC) / TCN Racing	Kawasaki Ninja 400	1:51.575	7 of 11	.115	1.746	189
8	43	Harry KHOURI (NSW) / Excite M-sports / Shark Leathers / Moto National Access. / NSW Helicopters	Yamaha R3 321	1:51.722	4 of 12	.147	1.893	192
9	42	Kyle O'CONNELL (QLD)	Yamaha R3 321	1:51.749	4 of 13	.027	1.920	183
10	28	Tayla RELPH (QLD) / BC Performance / Landscape Supplies	Kawasaki Ninja 400	1:52.952	2 of 9	1.203	3.123	199
11	87	Zac LEVY (QLD) / Demmery Motorsport	Yamaha R3 321	1:53.068	5 of 8	.116	3.239	188
12	15	Bronson PICKETT (WA) / Silkolene oils / M&B Rubbish Disposal	Yamaha R3 321	1:53.192	6 of 13	.124	3.363	185
13	47	Zylas BUNTING (NSW) / Shark Leathers	Yamaha R3 321	1:53.262	5 of 13	.070	3.433	189
14	56	Jesse WOODS (TAS) / JDS Moto	Yamaha R3 321	1:55.052	11 of 11	1.790	5.223	179
15	282	Cameron AGOSTINI (NT)	Yamaha R3 321	1:55.976	9 of 10	.924	6.147	174
16	437	Hayden STIFF (NSW) / Proworx Racing / Blayney M-cycles	Kawasaki Ninja 300	1:57.420	9 of 10	1.444	7.591	175
17	89	Kristian AGOSTINI (NT) / Territory 3 Racing / TERRA	Yamaha R3 321	1:57.706	7 of 10	.286	7.877	178
18	40	Jeremy CZMOK (VIC) / Dindins Pet Food	KTM RC 390	2:00.824	5 of 8	3.118	10.995	174
19	46	Lachlan O'BRIEN (NT)	Yamaha R3 321	2:01.038	4 of 12	.214	11.209	174
20	35	Ben ANGELIDIS (ACT) / Proworx Racing / Blayney M-cycles / Penrite Oils / Ricondi	Yamaha R3 321	2:01.520	9 of 12	.482	11.691	163
21	19	Andrew DE KUYPER (VIC)	Kawasaki Ninja 300	2:05.785	4 of 10	4.265	15.956	167

Current best lap for SS300 class - 1:47.696 by Hunter FORD (NSW) on a Yamaha YZF-R3 set on 13/10/18



*Scott Laing*  
Chief Time Keeper - Scott Laing

Clerk of Course - Simon Maas

Computime Race Timing Systems Pty Ltd © 1996  
Licensed to Computime Race Timing Systems

[www.computime.com.au](http://www.computime.com.au)

COMPUTIME RACE TIMING SYSTEMS PTY LTD



2019



ASBK.COM.AU f t i y

## Official ASBK Test : Phillip Island : February 2 & 3

### YMI SUPERSPORT 300 / YMF R3 CUP

#### Practice 7

Date: 03/02/19  
Event: P26  
Weather: Sunny - Temp: 25.3C  
Track: Dry - Temp: 55.0C


Started at: 13:25:17  
Laps: 25 Min  
Starters: 21  
Printed at: 13:56

#### LAP TIMES

No	Name	Lap 1	Lap 2	Lap 3	Lap 4	Lap 5	Lap 6	Lap 7	Lap 8	Lap 9	Lap 10
10	Callum O'BRIEN (WA)	2:01.561	1:50.784	1:52.971	1:54.858	3:09.049	2:04.555	1:51.337	1:51.113	1:50.778	1:51.417
		10	<b>1:50.725</b>								
15	Bronson PICKETT (WA)	2:06.788	1:55.727	1:57.952	1:55.183	1:54.403	<b>1:53.192</b>	1:54.457	1:54.937	2:46.477	2:09.039
		10	1:54.823	1:53.817	2:27.035						
19	Andrew DE KUYPER (VIC)	2:17.551	2:06.090	2:06.133	<b>2:05.785</b>	2:06.564	2:08.353	2:06.201	2:06.142	2:06.954	2:07.782
27	Max STAUFFER (NSW)	2:06.155	1:52.683	1:53.298	<b>1:49.829</b>	1:50.318	3:07.432	2:01.268	1:50.113	1:50.411	1:50.447
		10	1:50.904	1:50.246	1:50.766						
28	Tayla RELPH (QLD)	2:01.382	<b>1:52.952</b>	1:53.111	1:53.917	1:53.258	3:36.578	2:00.915	2:49.184	2:00.687	
35	Ben ANGELIDIS (ACT)	2:14.318	2:03.858	2:03.189	2:02.454	2:02.898	2:02.377	2:02.558	2:03.828	<b>2:01.520</b>	2:02.204
		10	2:01.734	2:02.221							
40	Jeremy CZMOK (VIC)	3:30.861	5:33.635	2:13.705	2:00.904	<b>2:00.824</b>	3:06.284	2:09.229	2:01.821		
42	Kyle O'CONNELL (QLD)	2:07.871	1:58.672	1:53.708	<b>1:51.749</b>	1:53.359	1:54.901	1:53.910	1:54.129	1:52.399	1:53.700
		10	1:55.910	2:32.561	2:08.165						
43	Harry KHOURI (NSW)	2:06.585	2:01.949	1:52.391	<b>1:51.722</b>	1:52.583	2:01.202	2:25.954	4:11.618	2:04.109	1:52.905
		10	1:53.311	1:53.449							
44	Tom BRAMICH (VIC) (NOT OFFICIAL)	2:03.973	1:52.083	1:51.605	7:58.110	2:00.430	1:51.824	<b>1:50.733</b>	1:50.981	1:50.745	
		10									
46	Lachlan O'BRIEN (NT)	2:16.573	2:02.916	2:01.925	<b>2:01.038</b>	2:02.171	2:02.587	2:02.804	2:03.439	2:52.215	2:11.812
		10	2:01.889	2:02.016							
47	Zylas BUNTING (NSW)	2:06.164	2:00.102	1:53.892	1:55.005	<b>1:53.262</b>	1:53.594	1:54.113	1:53.889	2:58.082	2:00.785
		10	1:53.309	1:53.916	1:54.382						
56	Jesse WOODS (TAS)	2:05.689	1:56.584	1:56.933	1:56.400	4:30.923	2:05.559	1:57.505	1:56.243	3:51.455	2:01.900
		10	<b>1:55.052</b>								
68	Luke POWER (VIC)	2:00.381	1:52.597	1:53.734	<b>1:50.654</b>	1:51.093	2:01.867	1:51.107	1:53.346	1:52.474	1:51.898
72	Ben BAKER (NSW)	2:13.074	1:52.363	1:54.006	1:57.314	1:51.862	<b>1:51.460</b>	1:52.011	1:52.775	1:52.835	2:33.893
		10	2:19.594	1:51.701	1:51.838						
81	Senna AGIUS (NSW)	2:12.891	1:52.364	1:53.573	1:50.706	2:52.327	2:26.530	1:51.667	<b>1:50.320</b>	1:51.180	1:51.350
		10	1:50.825	1:52.115	1:50.656						
87	Zac LEVY (QLD)	2:04.269	1:53.100	1:53.201	1:54.853	<b>1:53.068</b>	1:55.686	10:11.794	2:02.458		
89	Kristian AGOSTINI (NT)	2:17.325	2:02.042	2:00.636	1:59.498	2:00.037	1:59.105	<b>1:57.706</b>	1:58.526	1:57.762	1:57.856
97	Peter NERLICH (VIC)	2:11.455	1:52.609	1:54.446	1:54.693	1:55.638	1:51.949	<b>1:51.575</b>	1:53.409	1:52.338	1:52.034
		10	3:07.064								
282	Cameron AGOSTINI (NT)	4:23.695	2:04.103	1:57.131	1:56.840	1:57.156	1:56.878	1:56.798	1:56.277	<b>1:55.976</b>	1:56.175
437	Hayden STIFF (NSW)	2:11.187	1:59.289	1:59.884	1:57.867	1:58.587	1:59.117	1:58.814	1:58.683	<b>1:57.420</b>	1:57.591


*Scott Laing*  
Chief Time Keeper - Scott Laing

Clerk of Course - Simon Maas



Computime Race Timing Systems Pty Ltd © 1996  
Licensed to Computime Race Timing Systems  
[www.computime.com.au](http://www.computime.com.au)

COMPUTIME RACE TIMING SYSTEMS PTY LTD



2019



ASBK.COM.AU f t i y

# Official ASBK Test : Phillip Island : February 2 & 3

## YMI SUPERSPORT 300 / YMF R3 CUP

### Practice 7

Date: 03/02/19  
 Event: P26  
 Weather: Sunny - Temp: 25.3C  
 Track: Dry - Temp: 55.0C


Started at: 13:25:17  
 Laps: 25 Min  
 Starters: 21  
 Printed at: 13:56

### SPLIT TIMES

Lap	Split 1	Split 2	Split 3	Split 4	Lap Time	Spd	Lap	Split 1	Split 2	Split 3	Split 4	Lap Time	Spd
<b>10 Callum O'BRIEN (WA) (4th)</b>							8	30.212	36.897	23.679	35.354	2:06.142	158
1	35.095	33.164	21.529	31.773	2:01.561 P		9	30.698	36.608	23.884	35.764	2:06.954	156
2	26.797	32.379	21.028	<b>30.580</b>	1:50.784	188	10	30.210	<b>36.290</b>	<b>23.556</b>	37.726	2:07.782	157
3	26.832	33.176	21.367	31.596	1:52.971	195	<b>27 Max STAUFFER (NSW) (1st)</b>						
4	29.100	32.492	22.074	31.192	1:54.858	188	1	37.695	34.583	21.892	31.985	2:06.155 P	
5	26.992	32.906	21.939	1:47.212	3:09.049	195	2	27.497	32.760	20.970	31.456	1:52.683	179
6	35.879	34.342	22.374	31.960	2:04.555 P		3	27.266	32.054	21.090	32.888	1:53.298	180
7	27.228	32.317	21.090	30.702	1:51.337	182	4	<b>26.703</b>	<b>31.652</b>	20.906	30.568	<b>1:49.829</b>	179
8	27.003	<b>32.094</b>	21.315	30.701	1:51.113	185	5	27.135	31.729	20.908	30.546	1:50.318	176
9	<b>26.636</b>	32.119	21.030	30.993	1:50.778	193	6	26.990	32.835	21.762	1:45.845	3:07.432	177
10	27.139	32.399	21.114	30.765	1:51.417	182	7	36.070	33.142	21.236	30.820	2:01.268 P	
11	26.758	32.315	<b>20.991</b>	30.661	<b>1:50.725</b>	187	8	26.931	31.857	20.787	30.538	1:50.113	177
<b>15 Bronson PICKETT (WA) (12th)</b>							9	26.915	31.954	20.907	30.635	1:50.411	179
1	38.141	34.589	22.035	32.023	2:06.788 P		10	26.992	31.907	20.860	30.688	1:50.447	177
2	28.080	33.752	22.050	31.845	1:55.727	175	11	26.999	32.019	21.069	30.817	1:50.904	176
3	28.768	34.462	21.929	32.793	1:57.952	166	12	27.021	31.915	<b>20.724</b>	30.586	1:50.246	176
4	28.047	33.434	21.934	31.768	1:55.183	175	13	26.956	32.461	20.919	<b>30.430</b>	1:50.766	178
5	27.280	33.289	21.977	31.857	1:54.403	184	<b>28 Tayla RELPH (QLD) (10th)</b>						
6	<b>26.927</b>	<b>32.958</b>	21.845	<b>31.462</b>	<b>1:53.192</b>	185	1	33.697	33.840	22.176	31.669	2:01.382 P	
7	27.356	33.795	21.714	31.592	1:54.457	176	2	27.171	33.127	21.546	31.108	<b>1:52.952</b>	192
8	27.675	33.409	21.886	31.967	1:54.937	172	3	27.020	33.317	21.688	<b>31.086</b>	1:53.111	191
9	28.400	33.883	21.768	1:22.426	2:46.477	170	4	<b>26.964</b>	33.527	21.794	31.632	1:53.917	199
10	35.282	35.116	24.979	33.662	2:09.039 P		5	27.217	<b>32.890</b>	<b>21.500</b>	31.651	1:53.258	186
11	28.061	33.176	21.645	31.941	1:54.823	166	6	27.382	33.116	22.975	2:13.105	3:36.578	182
12	27.396	33.071	<b>21.428</b>	31.922	1:53.817	177	7	33.615	33.754	21.899	31.647	2:00.915 P	
13	27.699	33.190	21.628	1:04.518	2:27.035	174	8	27.292	33.270	22.056	1:26.566	2:49.184	182
<b>19 Andrew DE KUYPER (VIC) (21th)</b>							9	33.805	33.413	21.732	31.737	2:00.687 P	
1	41.605	37.187	23.808	<b>34.951</b>	2:17.551 P		<b>35 Ben ANGELIDIS (ACT) (20th)</b>						
2	30.251	36.840	23.868	35.131	2:06.090	167	1	37.854	37.226	24.291	34.947	2:14.318 P	
3	30.645	36.892	23.645	<b>34.951</b>	2:06.133	159	2	30.538	35.842	23.348	34.130	2:03.858	160
4	<b>30.165</b>	36.646	23.781	35.193	<b>2:05.785</b>	160	3	30.065	35.306	23.532	34.286	2:03.189	162
5	30.311	36.981	23.729	35.543	2:06.564	157	4	<b>29.552</b>	35.318	23.349	34.235	2:02.454	163
6	30.855	37.526	24.475	35.497	2:08.353	155	5	30.062	35.602	23.227	34.007	2:02.898	157
7	30.631	36.638	23.863	35.069	2:06.201	154							

*Scott Laing*  
 Chief Time Keeper - Scott Laing

Clerk of Course - Simon Maas



Computime Race Timing Systems Pty Ltd © 1996  
 Licensed to Computime Race Timing Systems  
[www.computime.com.au](http://www.computime.com.au)

COMPUTIME RACE TIMING SYSTEMS PTY LTD



2019



ASBK.COM.AU f t i y

# Official ASBK Test : Phillip Island : February 2 & 3

## YMI SUPERSPORT 300 / YMF R3 CUP

### Practice 7

Date: 03/02/19  
 Event: P26  
 Weather: Sunny - Temp: 25.3C  
 Track: Dry - Temp: 55.0C

Started at: 13:25:17  
 Laps: 25 Min  
 Starters: 21  
 Printed at: 13:56

### SPLIT TIMES


Lap	Split 1	Split 2	Split 3	Split 4	Lap Time	Spd	Lap	Split 1	Split 2	Split 3	Split 4	Lap Time	Spd
<b>47 Zylas BUNTING (NSW) (13th)</b>							8	26.960	33.520	21.450	31.416	1:53.346	188
1	37.544	34.378	22.027	32.215	2:06.164 P		9	27.027	32.683	<b>21.060</b>	31.704	1:52.474	178
2	28.267	36.212	23.425	32.198	2:00.102	174	10	26.813	32.521	21.424	31.140	1:51.898	185
3	27.269	33.060	21.468	32.095	1:53.892	180	<b>72 Ben BAKER (NSW) (6th)</b>						
4	28.143	33.227	22.591	<b>31.044</b>	1:55.005	176	1	41.302	34.977	23.710	33.085	2:13.074 P	
5	<b>27.026</b>	<b>33.037</b>	22.005	31.194	<b>1:53.262</b>	189	2	27.144	32.471	21.394	31.354	1:52.363	182
6	27.454	33.076	21.570	31.494	1:53.594	187	3	26.967	32.785	21.802	32.452	1:54.006	185
7	27.385	33.914	<b>21.342</b>	31.472	1:54.113	178	4	30.784	33.273	21.996	31.261	1:57.314	179
8	27.401	33.319	21.508	31.661	1:53.889	178	5	26.905	<b>32.424</b>	21.257	31.276	1:51.862	183
9	27.663	36.435	23.659	1:30.325	2:58.082	179	6	<b>26.834</b>	32.552	21.332	<b>30.742</b>	<b>1:51.460</b>	185
10	34.396	33.284	21.626	31.479	2:00.785 P		7	27.150	32.655	21.327	30.879	1:52.011	183
11	27.205	33.184	21.648	31.272	1:53.309	181	8	27.416	32.661	21.152	31.546	1:52.775	176
12	27.470	33.043	21.401	32.002	1:53.916	178	9	27.320	33.213	21.277	31.025	1:52.835	183
13	27.664	33.215	21.535	31.968	1:54.382	176	10	27.319	32.869	21.397	1:12.308	2:33.893	177
<b>56 Jesse WOODS (TAS) (14th)</b>							11	32.645	54.414	21.530	31.005	2:19.594 P	
1	36.616	34.263	22.288	32.522	2:05.689 P		12	27.149	32.631	<b>21.047</b>	30.874	1:51.701	179
2	28.469	33.856	22.170	32.089	1:56.584	172	13	27.249	32.629	21.152	30.808	1:51.838	178
3	28.721	34.063	21.879	32.270	1:56.933	172	<b>81 Senna AGIUS (NSW) (2nd)</b>						
4	28.632	33.960	21.646	32.162	1:56.400	173	1	45.000	34.416	22.567	30.908	2:12.891 P	
5	<b>28.273</b>	33.808	22.973	3:05.869	4:30.923	179	2	26.753	32.572	21.531	31.508	1:52.364	187
6	36.092	34.396	22.347	32.724	2:05.559 P		3	26.852	32.392	21.807	32.522	1:53.573	184
7	29.141	33.909	22.041	32.414	1:57.505	171	4	26.465	32.614	21.055	30.572	1:50.706	187
8	28.582	33.645	21.682	32.334	1:56.243	172	5	<b>26.347</b>	32.082	20.906	1:32.992	2:52.327	186
9	28.779	33.936	25.385	2:23.355	3:51.455	172	6	36.083	56.897	21.881	31.669	2:26.530 P	
10	34.487	33.581	21.564	32.268	2:01.900 P		7	27.501	32.609	20.943	30.614	1:51.667	181
11	28.513	<b>33.067</b>	<b>21.447</b>	<b>32.025</b>	<b>1:55.052</b>	172	8	26.693	32.138	21.063	<b>30.426</b>	<b>1:50.320</b>	187
<b>68 Luke POWER (VIC) (3rd)</b>							9	26.509	32.322	21.611	30.738	1:51.180	185
1	33.011	33.719	22.130	31.521	2:00.381 P		10	27.227	32.459	21.164	30.500	1:51.350	177
2	27.249	32.506	21.516	31.326	1:52.597	180	11	26.579	32.647	21.096	30.503	1:50.825	187
3	26.959	32.675	21.379	32.721	1:53.734	182	12	27.099	<b>31.829</b>	21.023	32.164	1:52.115	186
4	26.892	32.245	21.074	<b>30.443</b>	<b>1:50.654</b>	181	13	27.278	31.950	<b>20.842</b>	30.586	1:50.656	182
5	<b>26.623</b>	<b>32.162</b>	21.173	31.135	1:51.093	182	<b>87 Zac LEVY (QLD) (11th)</b>						
6	27.797	41.792	21.189	31.089	2:01.867	173	1	35.339	34.724	21.910	32.296	2:04.269 P	
7	26.637	32.524	21.135	30.811	1:51.107	180							

*Scott Laing*  
 Chief Time Keeper - Scott Laing

Clerk of Course - Simon Maas

Computime Race Timing Systems Pty Ltd © 1996  
 Licensed to Computime Race Timing Systems  
[www.computime.com.au](http://www.computime.com.au)

COMPUTIME RACE TIMING SYSTEMS PTY LTD



2019



ASBK.COM.AU f t i y

**Official ASBK Test : Phillip Island : February 2 & 3**

**YMI SUPERSPORT 300 / YMF R3 CUP**

**Practice 7**

Date: 03/02/19  
 Event: P26  
 Weather: Sunny - Temp: 25.3C  
 Track: Dry - Temp: 55.0C

Started at: 13:25:17  
 Laps: 25 Min  
 Starters: 21  
 Printed at: 13:56

**SPLIT TIMES**

Lap	Split 1	Split 2	Split 3	Split 4	Lap Time	Spd	Lap	Split 1	Split 2	Split 3	Split 4	Lap Time	Spd
2	27.737	<b>32.755</b>	21.232	<b>31.376</b>	1:53.100	178	9	26.904	32.658	21.133	31.643	1:52.338	186
3	27.345	32.937	<b>20.990</b>	31.929	1:53.201	188	10	27.064	<b>32.310</b>	<b>21.113</b>	31.547	1:52.034	179
4	28.654	32.855	21.884	31.460	1:54.853	174	11	27.551	32.803	23.268	1:43.442	3:07.064	174
5	<b>26.719</b>	33.272	21.569	31.508	<b>1:53.068</b>	188							
6	27.528	35.065	21.717	<b>31.376</b>	1:55.686	179	<b>282 Cameron AGOSTINI (NT) (15th)</b>						
7	26.993	33.193	22.060	8:49.548	10:11.794	176	1	38.672	46.293	23.843	2:34.887	4:23.695 P	
8	35.240	33.944	21.668	31.606	2:02.458 P		2	34.652	33.913	22.520	33.018	2:04.103 P	
							3	28.568	33.705	22.243	32.615	1:57.131	169
<b>89 Kristian AGOSTINI (NT) (17th)</b>							4	28.727	33.886	22.109	<b>32.118</b>	1:56.840	172
1	41.762	36.814	24.391	34.358	2:17.325 P		5	28.695	33.850	22.340	32.271	1:57.156	174
2	29.668	35.573	23.092	33.709	2:02.042	178	6	<b>28.367</b>	<b>33.246</b>	22.309	32.956	1:56.878	169
3	29.216	34.728	22.776	33.916	2:00.636	172	7	28.782	33.655	22.062	32.299	1:56.798	170
4	29.387	34.390	22.462	33.259	1:59.498	171	8	28.553	33.766	<b>21.836</b>	32.122	1:56.277	167
5	29.175	34.764	22.734	33.364	2:00.037	171	9	28.521	33.296	21.964	32.195	<b>1:55.976</b>	166
6	29.017	34.673	22.410	<b>33.005</b>	1:59.105	170	10	28.597	33.386	21.870	32.322	1:56.175	165
7	28.601	33.912	22.056	33.137	<b>1:57.706</b>	172	<b>437 Hayden STIFF (NSW) (16th)</b>						
8	28.765	34.354	22.231	33.176	1:58.526	170	1	36.586	36.385	24.098	34.118	2:11.187 P	
9	<b>28.445</b>	<b>33.726</b>	22.185	33.406	1:57.762	172	2	28.704	34.643	22.628	33.314	1:59.289	175
10	28.829	33.872	<b>22.045</b>	33.110	1:57.856	170	3	29.332	34.759	22.755	33.038	1:59.884	174
<b>97 Peter NERLICH (VIC) (7th)</b>							4	28.451	34.315	22.568	<b>32.533</b>	1:57.867	171
1	43.278	34.342	22.053	31.782	2:11.455 P		5	28.774	34.690	22.429	32.694	1:58.587	171
2	26.979	33.045	21.264	31.321	1:52.609	184	6	28.576	34.339	22.623	33.579	1:59.117	170
3	27.606	32.980	22.923	30.937	1:54.446	179	7	29.075	34.237	22.528	32.974	1:58.814	168
4	29.203	32.403	22.079	31.008	1:54.693	178	8	28.944	34.558	22.412	32.769	1:58.683	170
5	27.116	33.135	23.845	31.542	1:55.638	189	9	<b>28.212</b>	34.120	<b>22.288</b>	32.800	<b>1:57.420</b>	174
6	27.163	32.652	21.164	30.970	1:51.949	184	10	28.403	<b>33.939</b>	22.491	32.758	1:57.591	171
7	<b>26.534</b>	32.957	21.199	<b>30.885</b>	<b>1:51.575</b>	189							
8	26.773	33.492	22.059	31.085	1:53.409	187							

*Scott Laing*  
 Chief Time Keeper - Scott Laing

Clerk of Course - Simon Maas



Computime Race Timing Systems Pty Ltd © 1996  
 Licensed to Computime Race Timing Systems  
[www.computime.com.au](http://www.computime.com.au)

**COMPUTIME RACE TIMING SYSTEMS PTY LTD**

2019



ASBK.COM.AU f t i y

# Official ASBK Test : Phillip Island : February 2 & 3

## YMI SUPERSPORT 300 / YMF R3 CUP

### Practice 7

Date: 03/02/19  
Event: P26  
Weather: Sunny - Temp: 25.3C  
Track: Dry - Temp: 55.0C


Started at: 13:25:17  
Laps: 25 Min  
Starters: 21  
Printed at: 13:56

### FASTEST LAPS SEQUENCE

Race Time	No	Name	Machine	Fastest Lap	On Lap
2:09.817	56	Jesse WOODS (TAS)	Yamaha R3 321	2:05.689	1
2:20.950	68	Luke POWER (VIC)	Yamaha R3 321	2:00.381	1
4:06.401	56	Jesse WOODS (TAS)	Yamaha R3 321	1:56.584	2
4:09.112	15	Bronson PICKETT (WA)	Yamaha R3 321	1:55.727	2
4:13.318	72	Ben BAKER (NSW)	Yamaha R3 321	1:52.363	2
4:14.954	10	Callum O'BRIEN (WA)	Kawasaki Ninja 400	1:50.784	2
7:56.692	27	Max STAUFFER (NSW)	Yamaha R3 321	1:49.829	4

*Scott Laing*  
Chief Time Keeper - Scott Laing

.....  
Clerk of Course - Simon Maas



Computime Race Timing Systems Pty Ltd © 1996  
Licensed to Computime Race Timing Systems  
[www.computime.com.au](http://www.computime.com.au)

**COMPUTIME RACE TIMING SYSTEMS PTY LTD**

2019



ASBK.COM.AU f t i y

**Official ASBK Test : Phillip Island : February 2 & 3**

**YMI SUPERSPORT 300 / YMF R3 CUP**

**Practice 7**

Date: 03/02/19  
 Event: P26  
 Weather: Sunny - Temp: 25.3C  
 Track: Dry - Temp: 55.0C



Started at: 13:25:17  
 Laps: 25 Min  
 Starters: 21  
 Printed at: 13:56

**BEST PARTIAL TIMES**

Pos	Split 1		Split 2		Split 3		Split 4		LAP		Ideal	Fastest
	Name	Time	Name	Time	Name	Time	Name	Time	Name	Time		
1	S. AGIUS	26.347	M. STAUFFER	31.652	M. STAUFFER	20.724	S. AGIUS	30.426	S. AGIUS	1:49.444	1:50.320	
2	T. BRAMICH	26.498	S. AGIUS	31.829	T. BRAMICH	20.833	M. STAUFFER	30.430	M. STAUFFER	1:49.509	1:49.829	
3	P. NERLICH	26.534	H. KHOURI	31.894	S. AGIUS	20.842	L. POWER	30.443	L. POWER	1:50.288	1:50.654	
4	L. POWER	26.623	C. O'BRIEN	32.094	H. KHOURI	20.978	C. O'BRIEN	30.580	C. O'BRIEN	1:50.301	1:50.725	
5	C. O'BRIEN	26.636	T. BRAMICH	32.144	Z. LEVY	20.990	B. BAKER	30.742	T. BRAMICH	1:50.343	1:50.733	
6	M. STAUFFER	26.703	L. POWER	32.162	C. O'BRIEN	20.991	H. KHOURI	30.762	H. KHOURI	1:50.502	1:51.722	
7	Z. LEVY	26.719	P. NERLICH	32.310	B. BAKER	21.047	T. BRAMICH	30.868	P. NERLICH	1:50.842	1:51.575	
8	B. BAKER	26.834	K. O'CONNEL	32.386	L. POWER	21.060	P. NERLICH	30.885	B. BAKER	1:51.047	1:51.460	
9	H. KHOURI	26.868	B. BAKER	32.424	P. NERLICH	21.113	K. O'CONNEL	31.017	K. O'CONNEL	1:51.614	1:51.749	
10	B. PICKETT	26.927	Z. LEVY	32.755	K. O'CONNEL	21.114	Z. BUNTING	31.044	Z. LEVY	1:51.840	1:53.068	
11	T. RELPH	26.964	T. RELPH	32.890	Z. BUNTING	21.342	T. RELPH	31.086	T. RELPH	1:52.440	1:52.952	
12	Z. BUNTING	27.026	B. PICKETT	32.958	B. PICKETT	21.428	Z. LEVY	31.376	Z. BUNTING	1:52.449	1:53.262	
13	K. O'CONNEL	27.097	Z. BUNTING	33.037	J. WOODS	21.447	B. PICKETT	31.462	B. PICKETT	1:52.775	1:53.192	
14	H. STIFF	28.212	J. WOODS	33.067	T. RELPH	21.500	J. WOODS	32.025	J. WOODS	1:54.812	1:55.052	
15	J. WOODS	28.273	C. AGOSTINI	33.246	C. AGOSTINI	21.836	C. AGOSTINI	32.118	C. AGOSTINI	1:55.567	1:55.976	
16	C. AGOSTINI	28.367	K. AGOSTINI	33.726	K. AGOSTINI	22.045	H. STIFF	32.533	H. STIFF	1:56.972	1:57.420	
17	K. AGOSTINI	28.445	H. STIFF	33.939	H. STIFF	22.288	K. AGOSTINI	33.005	K. AGOSTINI	1:57.221	1:57.706	
18	J. CZMOK	29.132	J. CZMOK	34.864	J. CZMOK	22.792	J. CZMOK	33.274	J. CZMOK	2:00.062	2:00.824	
19	L. O'BRIEN	29.134	B. ANGELIDIS	34.981	B. ANGELIDIS	22.808	B. ANGELIDIS	33.754	L. O'BRIEN	2:00.939	2:01.038	
20	B. ANGELIDIS	29.552	L. O'BRIEN	35.102	L. O'BRIEN	22.855	L. O'BRIEN	33.848	B. ANGELIDIS	2:01.095	2:01.520	
21	A. DE KUYPE	30.165	A. DE KUYPE	36.290	A. DE KUYPE	23.556	A. DE KUYPE	34.951	A. DE KUYPE	2:04.962	2:05.785	

*Scott Laing*  
 Chief Time Keeper - Scott Laing

Clerk of Course - Simon Maas



Computime Race Timing Systems Pty Ltd © 1996  
 Licensed to Computime Race Timing Systems  
[www.computime.com.au](http://www.computime.com.au)

**COMPUTIME RACE TIMING SYSTEMS PTY LTD**